

Scaled data based on original data using
LM-79-08 Approved Method: Electrical and Photometric Measurements of Solid-
State Lighting Products

Test Report Prepared for
Cooper Lighting Solutions
(formerly Eaton)

Brand: STREETWORKS

Report Number: P649733

Luminaire Tested: **GLAN-SA2A-835-U-5NQ**

Issue Date: 1/4/2021

Test Information

Test Method: LM-79-08
Report Number: P649733
TEST IS SCALED FROM IESNA LM-79-08 TEST DATA (G3-2011-042-3)
Test Lab: INNOVATION CENTER
Issue Date: 1/4/2021
Manufacturer: COOPER LIGHTING SOLUTIONS (FORMERLY EATON)
Product Line: STREETWORKS
Catalog Number: GLAN-SA2A-835-U-5NQ
Description: GALLEON AREA AND ROADWAY LUMINAIRE
(2) 80 CRI, 3500K, 615mA LIGHTSQUARES WITH 16 LEDS EACH AND TYPE V NARROW OPTICS
Light Source: -
Ballast/Driver: ELECTRONIC DRIVER

Summary

Lumens per Lamp: N/A
Luminaire Lumens: 7515.3 lumens
Efficiency: N/A
Efficacy: 119.3 lumens/watt
Luminous Opening: Rectangular (W 0.5' x L: 1' x H: 0')
IES Classification: Type V - Short
BUG Rating: B3 - U0 - G1

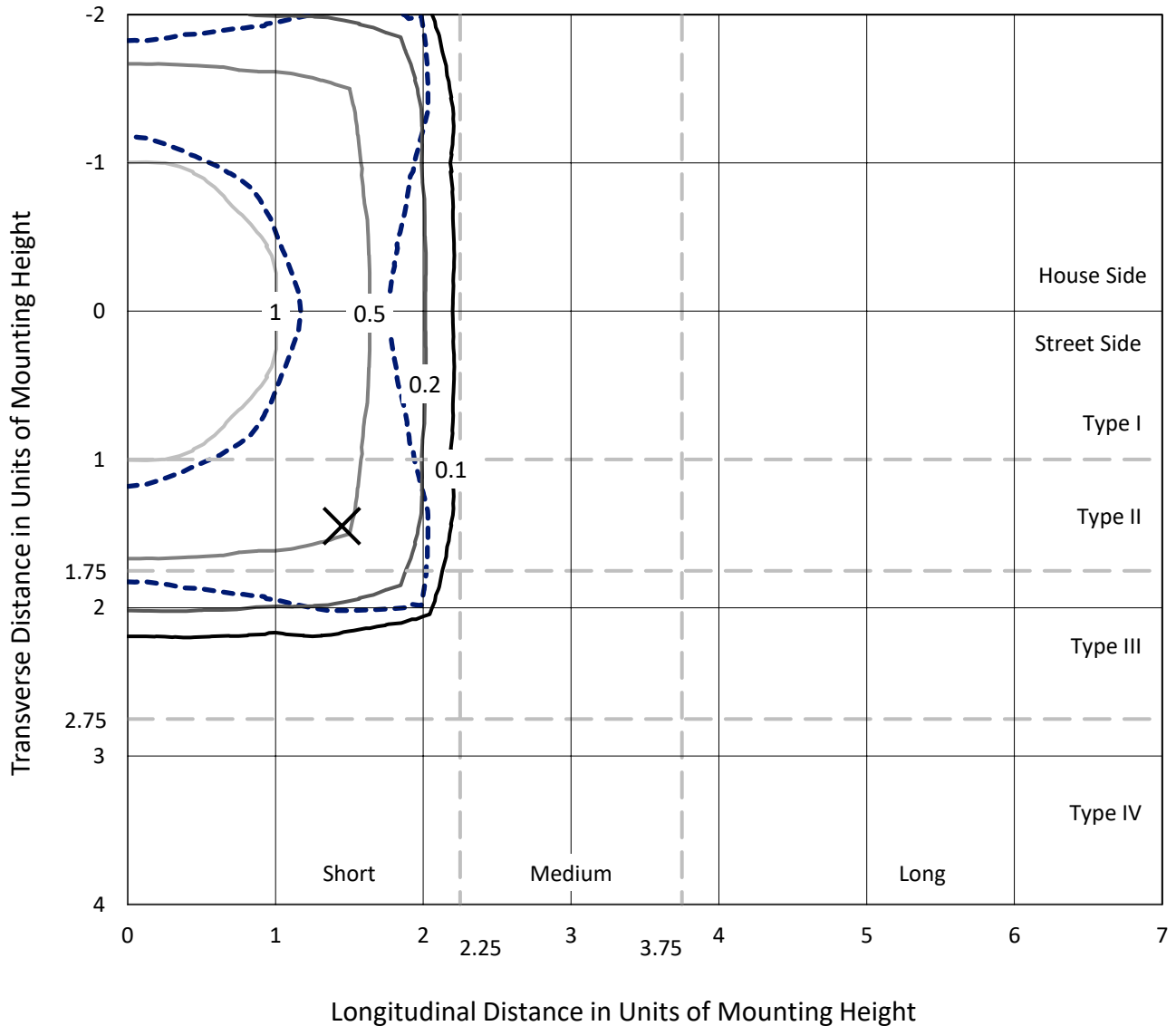
Input Watts (W): 63
Input Voltage (V): NR
Input Current (Ain): NR
Voltage Rise (V): NR
Power Factor: NR
Total Harmonic Distortion (THDi): NR
Frequency (hertz): 60
Stabilization Time: NR
Operation Time: NR
Ambient Temperature (°C): NR
Test Distance: 24 FT



REPORT NUMBER: P649733
 CATALOG NUMBER: GLAN-SA2A-835-U-5NQ

Iso-Footcandle Lines of Horizontal Illumination

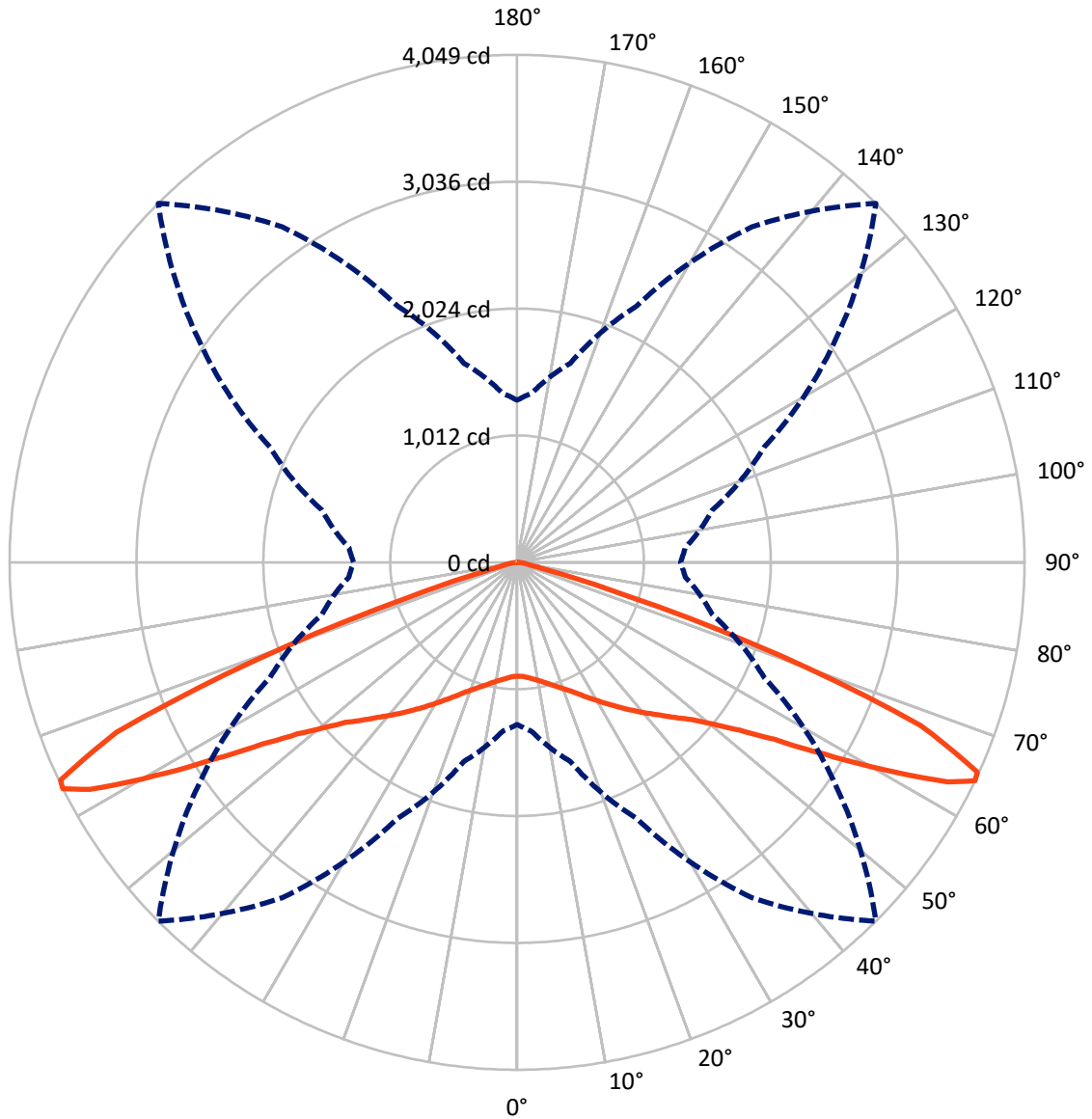
× Max cd
 - - - 1/2 Max cd



Based on 25 foot mounting height. Maximum calculated value = 1.5 fc
 Type V - Short - N/A

REPORT NUMBER: P649733
CATALOG NUMBER: GLAN-SA2A-835-U-5NQ

Luminous Intensity Polar Plot



— Vertical Plane Through 45-Deg Lateral - - - Horizontal Cone Through 64-Deg Vertical

REPORT NUMBER: P649733
 CATALOG NUMBER: GLAN-SA2A-835-U-5NQ

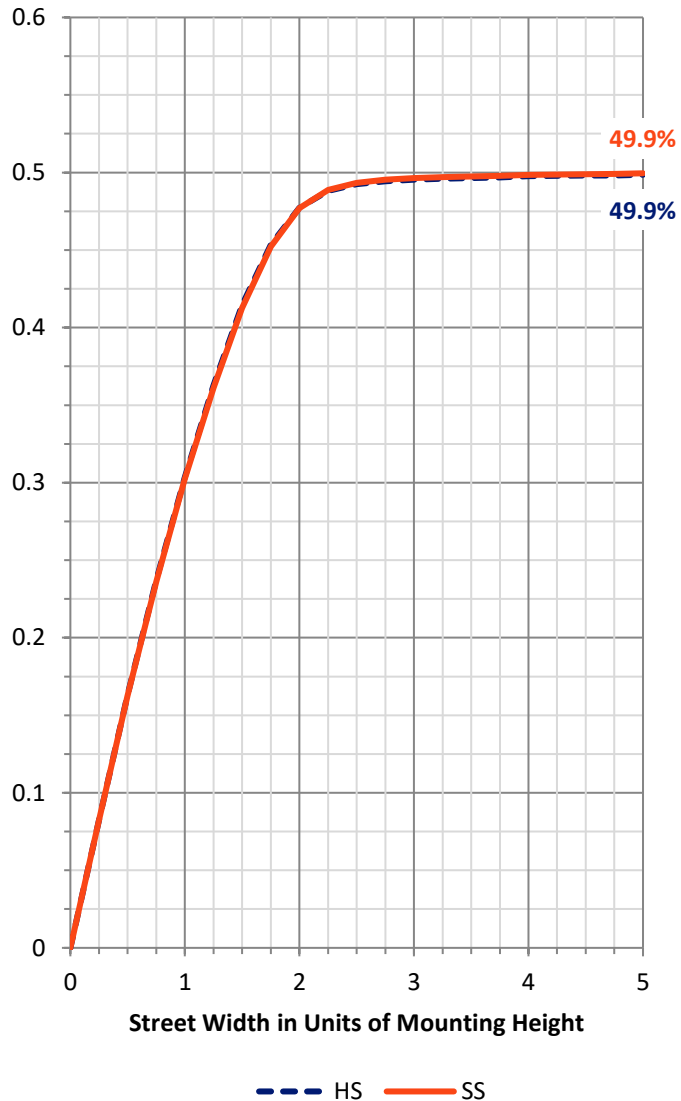
FLUX DISTRIBUTION:

		Downward	Upward	Total
House Side	Lumens	3757.6	0.0	3757.6
	% Fixture	50.0	0.0	50.0
Street Side	Lumens	3757.6	0.0	3757.6
	% Fixture	50.0	0.0	50.0
Total	Lumens	7515.3	0.0	7515.3
	% Fixture	100.0	0.0	100.0

ZONAL LUMENS:

Zone	Lumens	% Fixture
0°-10°	89.2	1.2
10°-20°	287.9	3.8
20°-30°	544.0	7.2
30°-40°	900.9	12.0
40°-50°	1406.4	18.7
50°-60°	2174.2	28.9
60°-70°	1874.8	24.9
70°-80°	212.5	2.8
80°-90°	25.5	0.3
90°-100°	0.0	0.0
100°-110°	0.0	0.0
110°-120°	0.0	0.0
120°-130°	0.0	0.0
130°-140°	0.0	0.0
140°-150°	0.0	0.0
150°-160°	0.0	0.0
160°-170°	0.0	0.0
170°-180°	0.0	0.0
0°-90°	7515.3	100.0
0°-180°	7515.3	100.0

Coefficient of Utilization



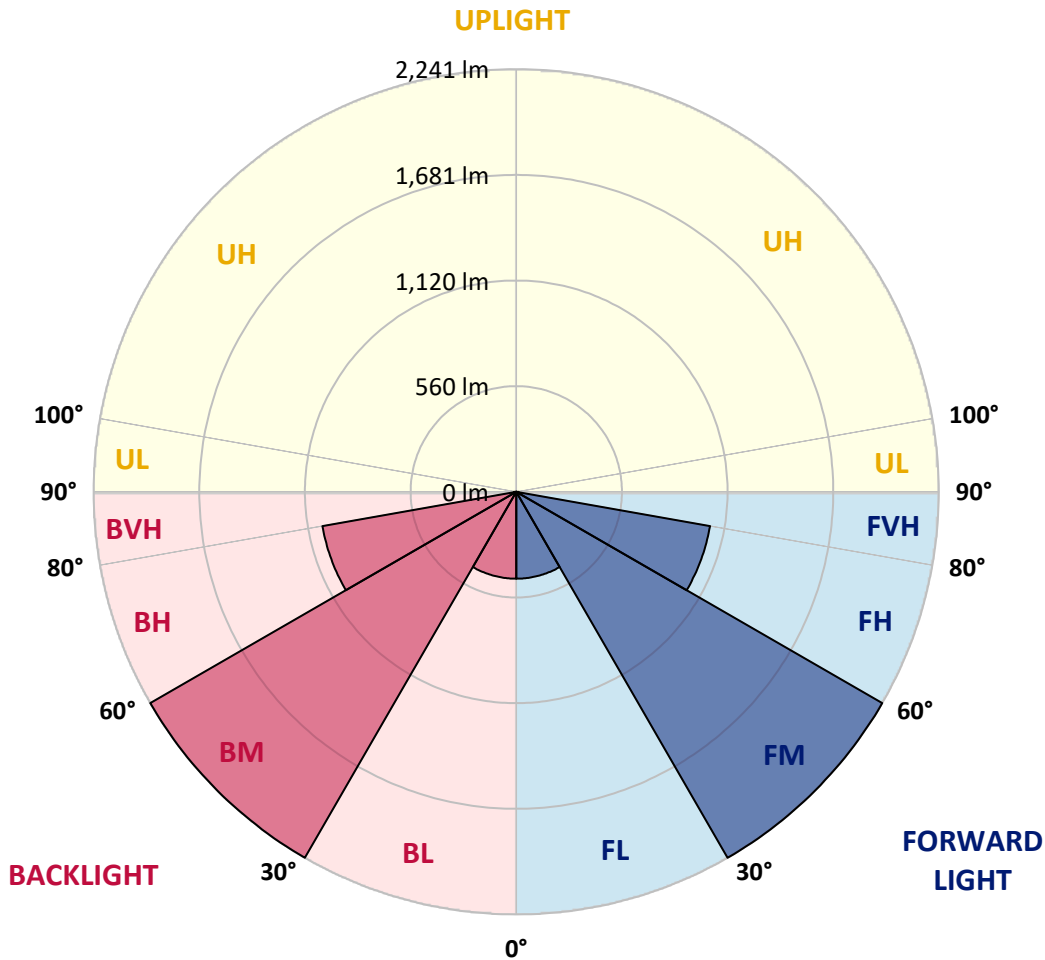
REPORT NUMBER: P649733
 CATALOG NUMBER: GLAN-SA2A-835-U-5NQ

LUMINAIRE CLASSIFICATION SYSTEM LUMEN TABLE AND BUG RATING:

Zone	Lumens	% Fixture	Zone Rating/Lumen Limit		
			B	U	G
FL (0°-30°)	460.5	6.1			
FM (30°-60°)	2240.7	29.8			
FH (60°-80°)	1043.6	13.9			G1/1800
FVH (80°-90°)	12.7	0.2			G1/100
BL (0°-30°)	460.5	6.1	B1/500		
BM (30°-60°)	2240.7	29.8	B2/2500		
BH (60°-80°)	1043.6	13.9	B3/2500		G1/1800
BVH (80°-90°)	12.7	0.2			G1/100
UL (90°-100°)	0.0	0.0		U0/0	
UH (100°-180°)	0.0	0.0		U0/0	

BUG Rating: B3-U0-G1

Type V Short





REPORT NUMBER: P649733
 CATALOG NUMBER: GLAN-SA2A-835-U-5NQ

CANDELA DISTRIBUTION (FULL):

	0°	5°	15°	25°	35°	45°	55°	65°	75°	85°	90°
0°	908.4	908.4	908.4	908.4	908.4	908.4	908.4	908.4	908.4	908.4	908.4
2.5°	912.0	913.9	912.4	912.0	911.5	911.5	911.5	912.0	913.5	914.7	913.9
5°	923.5	925.0	924.3	923.9	923.5	923.9	923.1	922.7	923.9	923.9	923.5
7.5°	937.8	939.8	939.0	939.8	940.1	940.6	938.6	937.0	936.6	937.8	937.0
10°	957.3	958.9	959.3	959.7	960.5	960.1	957.7	954.9	954.5	954.1	953.7
12.5°	979.2	980.4	980.8	982.4	983.6	984.0	981.2	978.8	974.8	975.6	974.1
15°	1003.9	1006.2	1005.8	1008.3	1011.4	1012.3	1009.4	1005.5	1001.8	999.9	998.7
17.5°	1034.1	1035.8	1034.9	1037.3	1041.3	1043.3	1040.9	1035.8	1032.2	1027.8	1025.3
20°	1070.0	1072.7	1073.5	1073.5	1077.1	1079.1	1075.5	1074.0	1068.3	1065.2	1063.2
22.5°	1110.5	1111.8	1114.1	1116.6	1120.1	1119.3	1118.1	1115.7	1110.5	1107.8	1104.6
25°	1156.3	1157.5	1163.5	1168.6	1169.9	1169.1	1167.5	1166.3	1161.5	1155.2	1152.7
27.5°	1209.7	1212.1	1220.0	1224.8	1224.8	1225.2	1222.0	1226.0	1215.6	1208.1	1207.3
30°	1276.5	1278.1	1284.9	1289.7	1287.3	1285.3	1284.5	1288.5	1277.3	1263.8	1260.6
32.5°	1342.6	1348.2	1354.1	1364.5	1356.2	1352.6	1351.8	1354.6	1341.8	1326.7	1322.3
35°	1413.5	1417.5	1428.6	1437.4	1429.8	1421.5	1425.0	1433.8	1418.6	1398.4	1397.6
37.5°	1491.8	1495.5	1509.8	1518.9	1513.4	1499.1	1505.0	1515.3	1500.2	1475.2	1470.0
40°	1573.5	1581.0	1599.0	1608.5	1599.4	1580.3	1591.4	1602.6	1589.0	1560.0	1548.4
42.5°	1665.0	1677.0	1702.9	1707.6	1690.1	1664.3	1683.8	1701.6	1692.1	1658.6	1654.2
45°	1772.1	1779.3	1811.1	1821.5	1797.1	1765.0	1789.2	1821.9	1814.7	1776.1	1767.7
47.5°	1891.9	1898.7	1931.7	1947.2	1916.6	1873.2	1917.0	1959.6	1955.2	1913.8	1909.8
50°	2033.6	2035.2	2081.0	2098.5	2067.8	2030.4	2069.5	2122.4	2104.9	2051.9	2051.1
52.5°	2188.9	2190.8	2248.5	2282.4	2265.3	2223.1	2269.3	2301.5	2256.9	2187.7	2182.5
55°	2323.4	2333.3	2412.2	2502.2	2525.6	2495.0	2508.9	2493.8	2383.9	2286.8	2271.6
57.5°	2378.4	2397.9	2517.7	2685.6	2838.5	2883.9	2776.4	2632.3	2434.4	2297.2	2282.4
60°	2244.2	2265.3	2451.2	2770.0	3160.1	3357.1	3055.0	2655.8	2319.4	2126.4	2103.3
62.5°	1797.1	1803.2	2076.6	2571.4	3347.6	3857.8	3172.4	2455.6	1984.7	1722.4	1713.2
64°	1293.3	1354.6	1644.3	2254.6	3265.6	4048.5	3104.8	2174.9	1612.1	1346.6	1303.6
65°	967.2	984.0	1325.5	1925.3	3121.1	4034.2	2973.4	1906.6	1335.0	1030.5	982.7
67.5°	365.4	367.4	489.2	959.7	2221.9	3471.0	2269.3	1037.3	562.4	406.8	392.0
70°	151.7	154.4	179.5	322.8	954.9	2228.7	1094.2	374.2	205.8	166.8	164.4
72.5°	111.0	112.7	120.2	143.3	293.8	915.1	359.9	158.8	120.6	107.9	106.6
75°	87.1	87.9	93.6	105.5	136.9	253.5	149.6	109.1	91.9	82.8	82.0
77.5°	66.5	68.4	72.4	80.4	91.9	120.2	99.1	81.6	70.9	63.3	62.1
80°	45.8	48.2	55.7	58.9	61.7	78.0	67.7	61.7	55.4	46.2	43.4
82.5°	28.3	29.8	37.4	40.2	39.0	43.8	43.4	44.2	39.4	28.7	26.7
85°	14.7	15.5	20.3	21.1	19.5	17.9	22.3	25.8	24.3	16.3	15.9
87.5°	3.2	3.6	4.4	4.0	4.4	4.4	5.6	8.4	8.8	5.6	5.2
90°	0.0	0.0	0.0	0.0	0.0	0.0	0.0	0.0	0.0	0.0	0.0

(END OF REPORT)